
EdenQuest
Hallelujah Mountains
Ana-Genesis FAMILY Vacation Bible School
Pre-K Bonus
Activity Sheets



CONTENTS

Jia's Seeds: Four Soils ····· 4

Matthew 13:3–9 · The Sower and the Seed

Trace the Storm ····· 5

Mark 4:35–41 · Jesus Calms the Storm

Who Eats What? ····· 6

Meet Jia and Friends

Clap, Clap! Pattern Strips ····· 7

Isaiah 55:12 · The Trees Clap Their Hands

Mountain Lantern ····· 8

Luke 9:28–36 · The Transfiguration

EdenQuest: Hallelujah Mountains
Pre-K Bonus Activity Sheet
Fall 2026 | First digital edition

A release in the continuing EdenQuest digital VBS series, published twice yearly by Ana-Genesis Inc.
ISSN 3144-3257 (online)
By Natalie Monkhouse, MDiv.
© 2026 Ana-Genesis, Inc. All rights reserved.

Ana-Genesis® is a registered trademark of Ana-Genesis, Inc., a registered 501(c)(3) nonprofit organization based in Bartlett, Tennessee.

This resource is licensed for use by a single church. That church may make unlimited copies for its own ministry, provided the pages are not changed, sold, or distributed. No part of this publication may be altered, sold, or shared electronically (including forwarding or posting the digital file) without written permission from Ana-Genesis, Inc., except for brief quotations in reviews. Other churches are welcome to download their own free copy from ana-genesis.org. Thank you for respecting this ministry's work.

Scripture quotations, except where marked otherwise, are taken from the Holy Bible, New Living Translation, copyright © 1996, 2004, 2015 by Tyndale House Foundation. Used by permission of Tyndale House Publishers, Inc., Carol Stream, Illinois 60188. All rights reserved.

Scripture quotations marked NRSVUE are taken from the New Revised Standard Version Updated Edition, Copyright © 2021 National Council of Churches of Christ in the United States of America. Used by permission. All rights reserved worldwide.

A Note on Technology
This resource was written prayerfully with editing assistance (such as checking spelling, grammar, and sentence flow) from AI. All text, Scripture study, and discussion questions originate with the author. The illustrations, some activities and images were created using AI tools, always under the direction and editorial oversight of Ana-Genesis, Inc. We believe technology, rightly stewarded, can serve the work of ministry, just as the printing press, internet, and other tools have long served the church's teaching.

Jia's Seeds: Four Soils

Count the seeds. Circle the number.

Name _____

Path

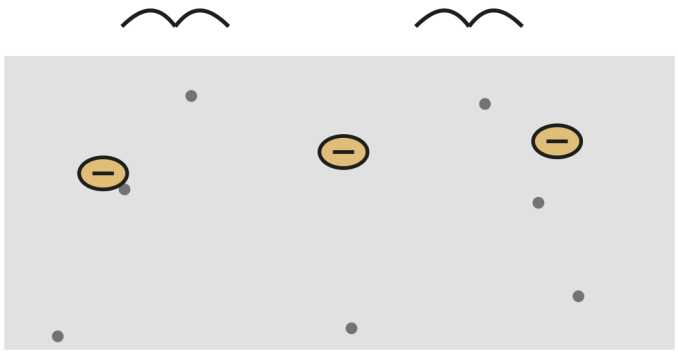

How many?

1 2 3 4 5 6

Rocky ground

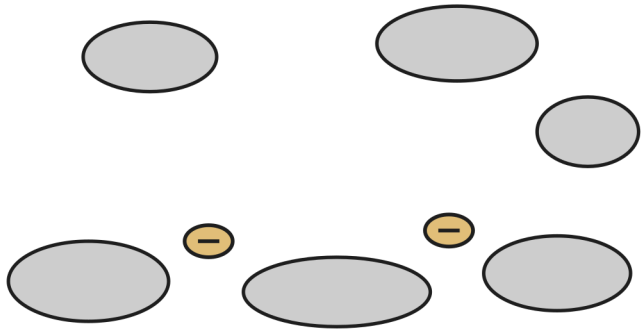

How many?

1 2 3 4 5 6

Thorns

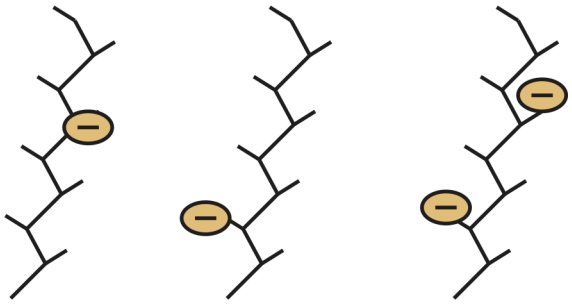

How many?

1 2 3 4 5 6

Good soil

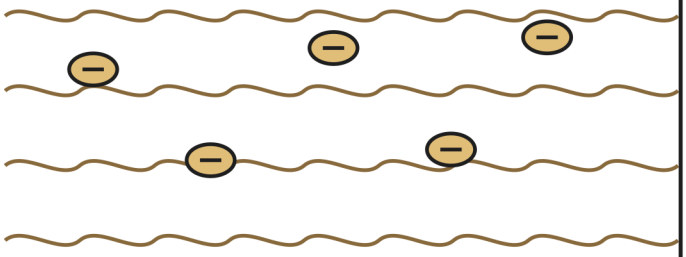

How many?

1 2 3 4 5 6



Count them all!

How many seeds in all?

Color the seeds in the good soil.

For the Pre-K Leader: Read or tell Matthew 13:3–9. Ask: Which soil helped the seeds grow best? Answers: path 3, rocky ground 2, thorns 4, good soil 5. All together: 14 seeds.

·© 2026 Ana-Genesis Inc.

Trace the Storm

Trace from the dot to the star.

Name _____

rai
n



lightning



whirlpool



waves



calm





For the Pre-K Leader: Trace with a crayon, marker or finger. When you reach the last straight line, say together, “Silence! Be still!” (Mark 4:39). Talk about how the storm turned calm.

·© 2026 Ana-Genesis Inc.

Who Eats What?

Draw a line from each friend to a snack.

Name _____



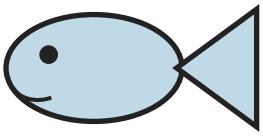







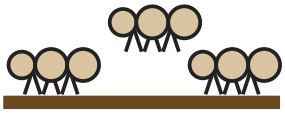



For the Pre-K Leader: Jia ate fruit and nuts in the story; pangolins eat ants; giant salamanders eat fish. Answers: Jia–apple, Pangolin–ants, Lu-Kai–fish. For the last row, let your child draw a snack of their own for Meilin.

·© 2026 Ana-Genesis Inc.

Clap, Clap! Pattern Strips

"…the trees of the field will clap their hands!" Isaiah 55:12

Name _____

● = clap ■ = stomp



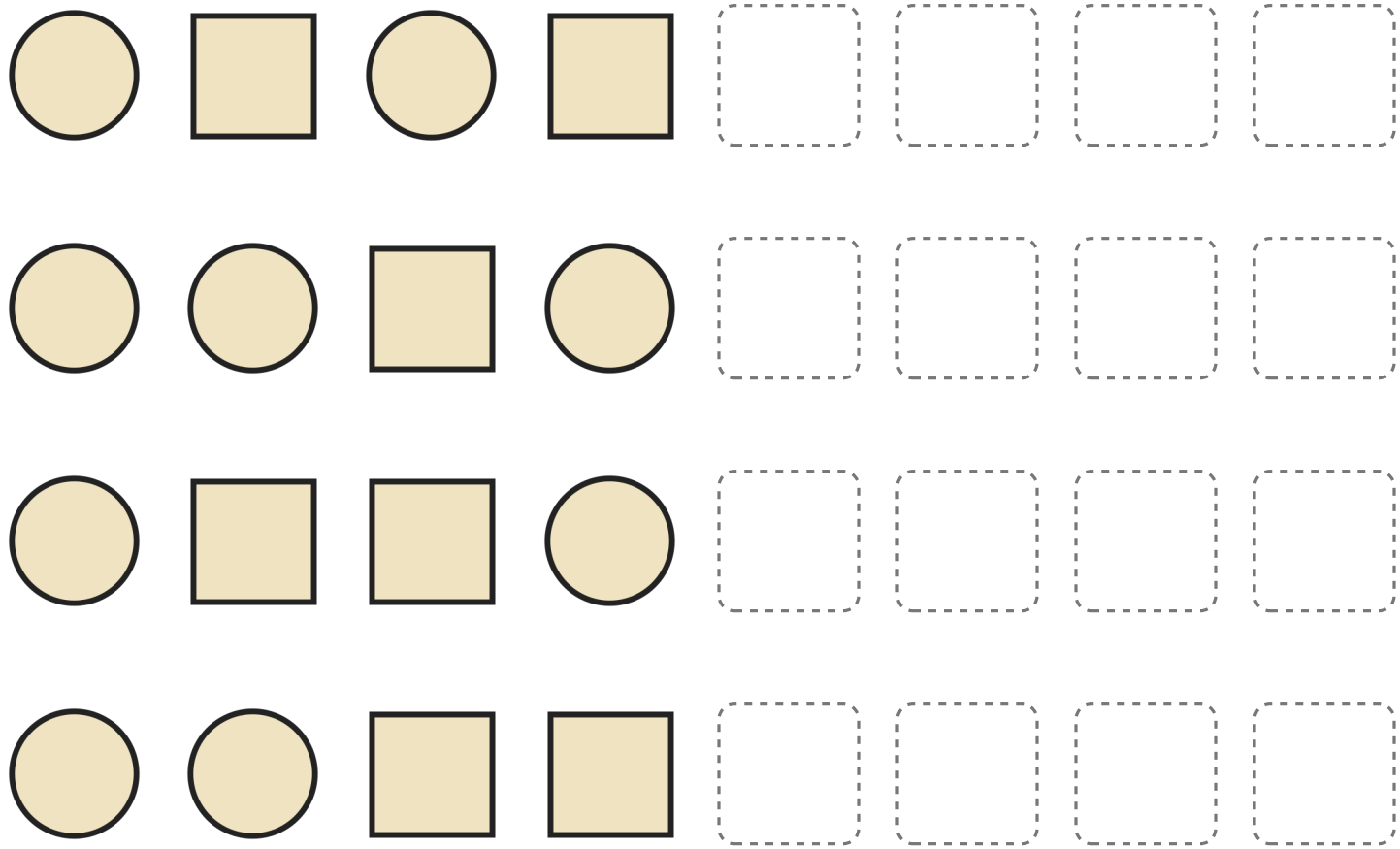

Make your own pattern!



For the Pre-K Leader: Say the pattern aloud as you clap and stomp it. Then have your child draw the next four shapes. Rows (C = circle, S = square): CSCSCSCS | CCSCCSCC | CSSCSSCS | CCSSCCSS. The last row is open: invent a pattern and clap it.

 ·© 2026 Ana-Genesis Inc.

Mountain Lantern

Color it. Fold it. Cut it. Make it glow!

Name _____

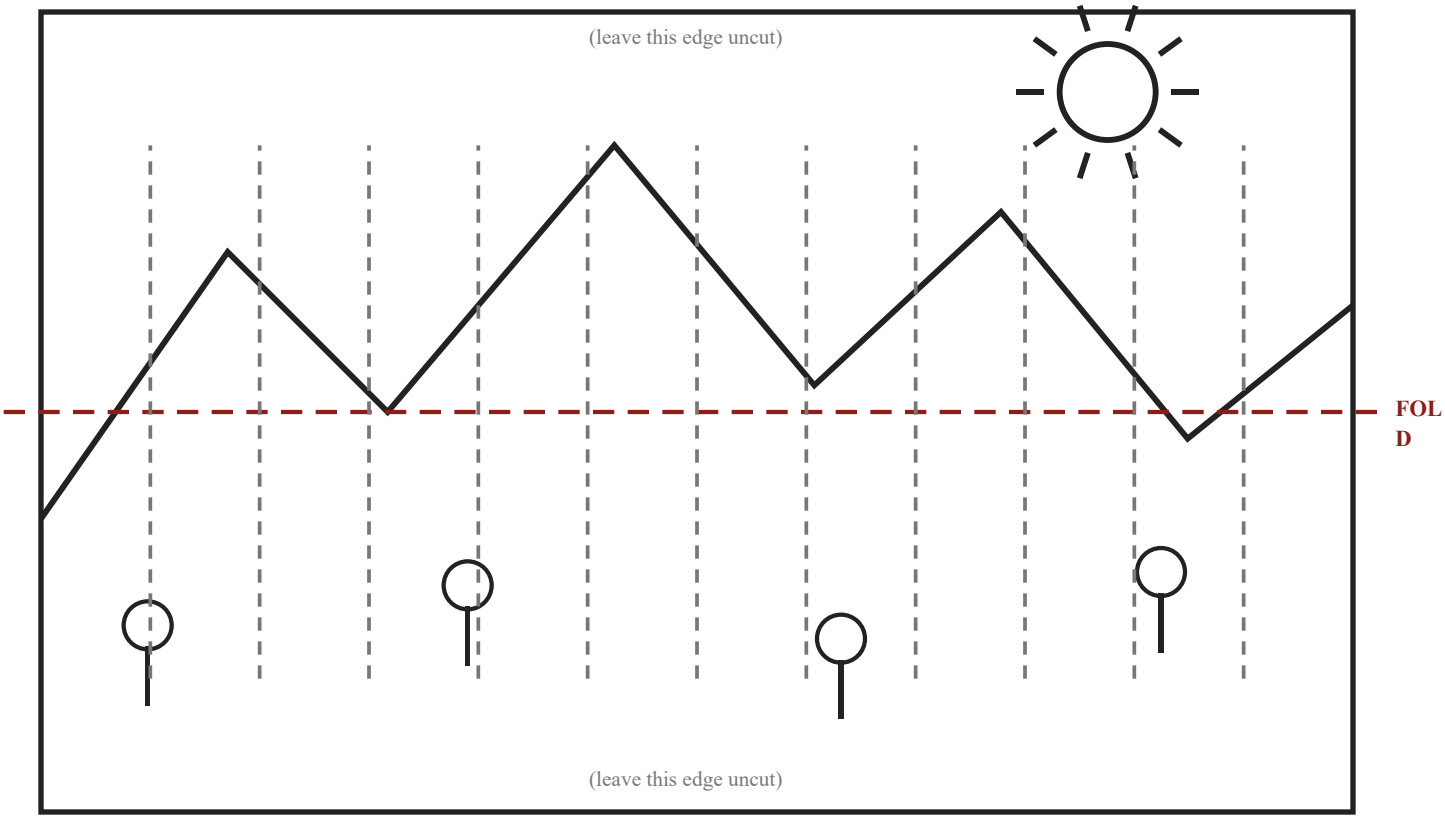

HANDLE: color, cut out, tape this strip inside the top

1. Color the mountains and sun.
2. Fold on the red line.
3. Cut on the gray lines. Stop at the edge!
4. Unfold. Tape the short sides together.
5. Tape on the handle.

For the Pre-K Leader: Read Luke 9:28–36 together: on the mountain, Jesus' clothes became dazzling white, and a voice from the cloud said to listen to Him. A Pre-K Leader should do the cutting. Lantern light is a good way to talk about Jesus as the light of the world.

 ·© 2026 Ana-Genesis Inc.

EdenQuest

Hallelujah Mountains

Ana-Genesis FAMILY Vacation Bible School



ANA-GENESIS®
RELIGION / Christian Education / Children & Youth
EdenQuest Series | Fall 2026
AGEQ-VBS-2026-EQHM-PKBA
EdenQuest: Hallelujah Mountains Pre-K Bonus Activity Sheets
© 2026 Ana-Genesis Inc.

9 773144 325001
ISSN 3144-3257